

Elevation and floor plan

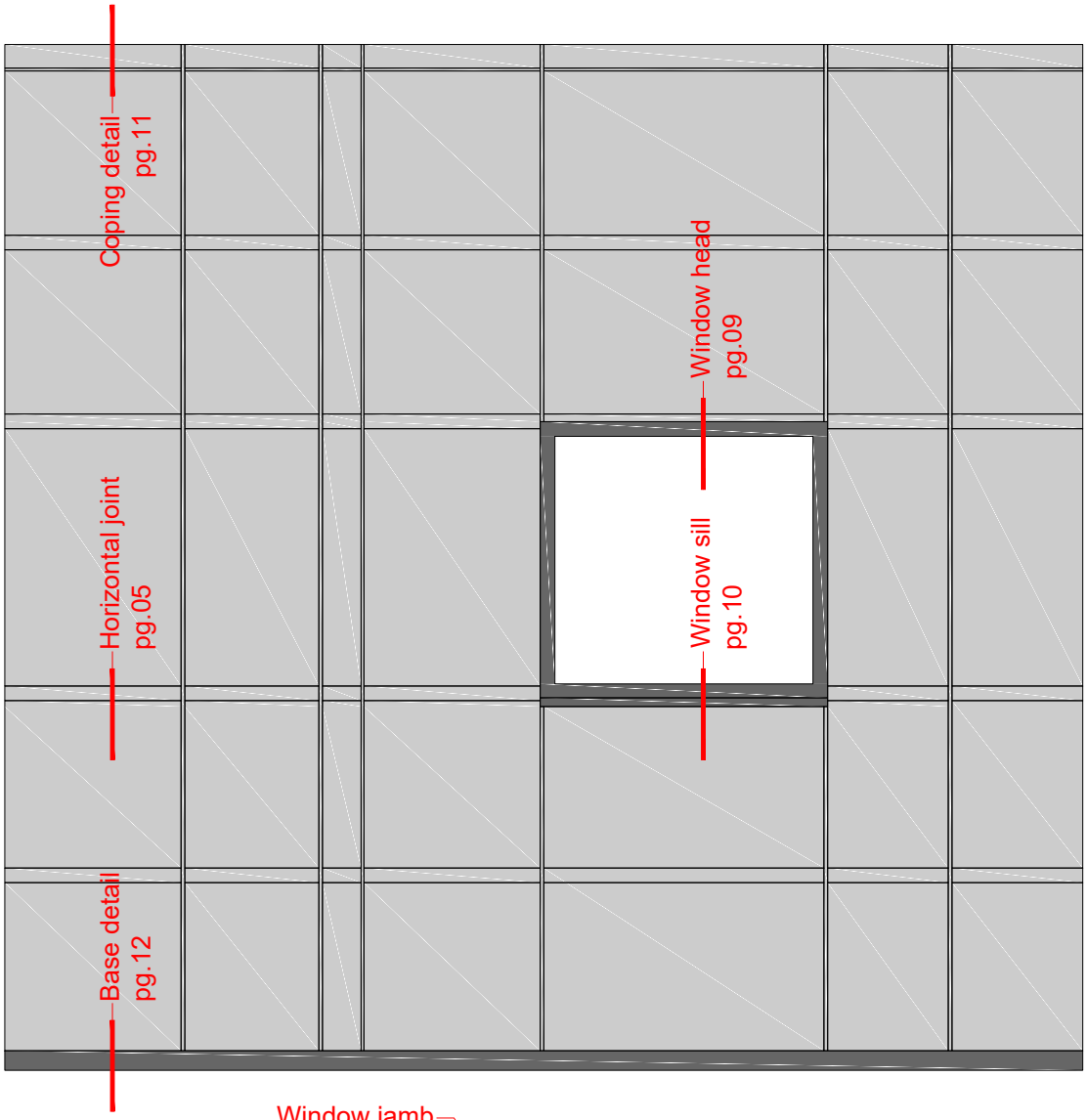

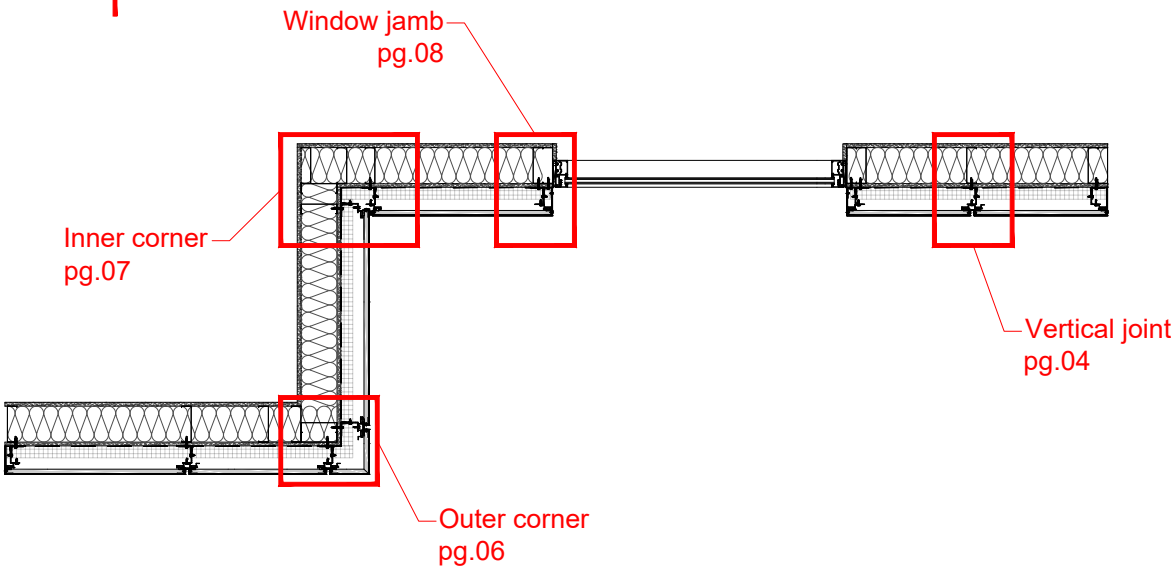

System depth

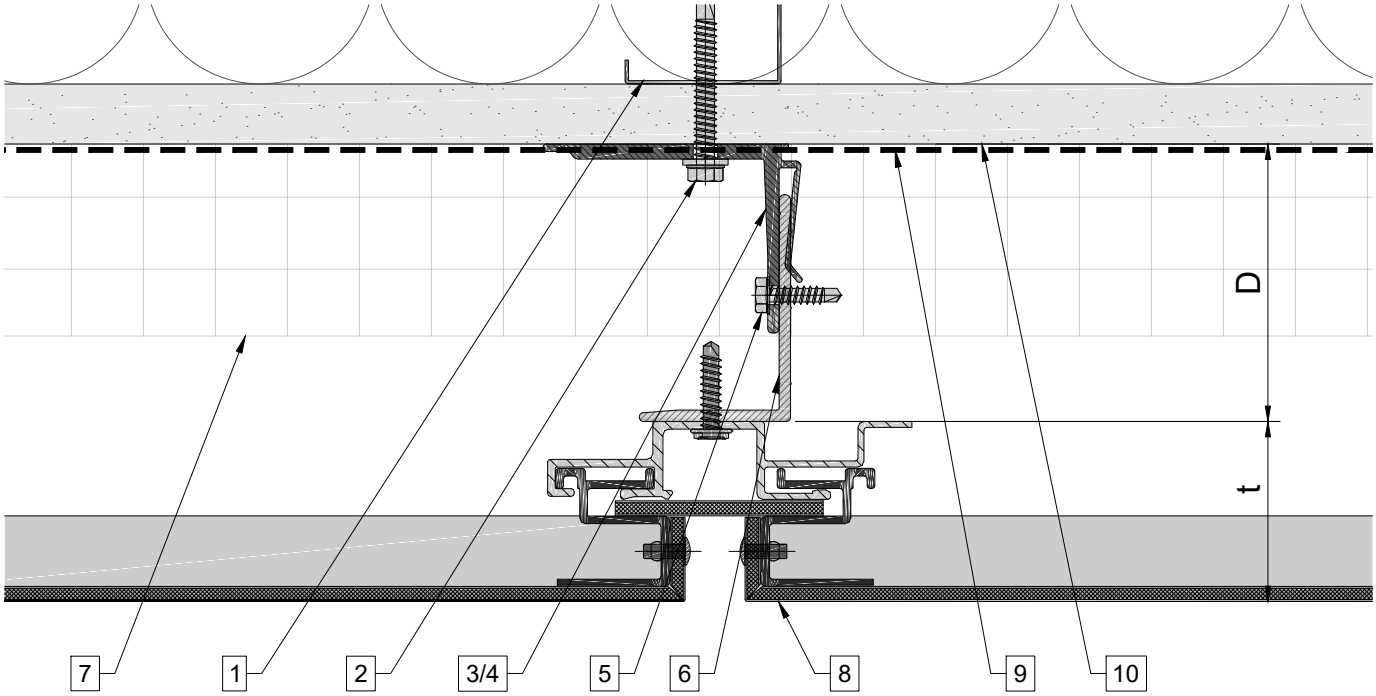

System depth			
Bracket	min. D system depth	max. D system depth	t panel thickness
Alpha V 035 / Alpha V+ 035	1 $\frac{13}{16}$" (47mm)	2 $\frac{15}{16}$" (75mm)	varies
Alpha V 050 / Alpha V+ 050	2 $\frac{1}{16}$" (53mm)	3 $\frac{9}{16}$" (90mm)	varies
Alpha V 080 / Alpha V+ 080	3 $\frac{1}{4}$" (83mm)	4 $\frac{3}{4}$" (120mm)	varies
Alpha V 100 / Alpha V+ 100	4 $\frac{1}{16}$" (103mm)	5 $\frac{1}{2}$" (140mm)	varies
Alpha V 115 / Alpha V+ 115	4 $\frac{5}{8}$" (118mm)	6 $\frac{1}{8}$" (155mm)	varies
Alpha V 135 / Alpha V+ 135	5 $\frac{7}{16}$" (138mm)	6 $\frac{7}{8}$" (175mm)	varies
Alpha V 150 / Alpha V+ 150	6" (153mm)	7 $\frac{1}{2}$" (190mm)	varies
Alpha V 170 / Alpha V+ 170	6 $\frac{13}{16}$" (173mm)	8 $\frac{1}{4}$" (210mm)	varies
Alpha V 185 / Alpha V+ 185	7 $\frac{3}{8}$" (188mm)	8 $\frac{7}{8}$" (225mm)	varies
Alpha V 200 / Alpha V+ 200	8" (203mm)	9 $\frac{1}{2}$" (240mm)	varies
Alpha V 220 / Alpha V+ 220	8 $\frac{3}{4}$" (223mm)	10 $\frac{1}{4}$" (260mm)	varies
Alpha V 255 / Alpha V+ 255	10 $\frac{3}{16}$" (258mm)	11 $\frac{5}{8}$" (295mm)	varies

Legend

1. Steel stud (16 GA typical)
2. Perimeter anchor
3. Alpha V wall bracket
4. Alpha V+ wall bracket
5. st/st self-drilling screw $\frac{3}{16}$"x$\frac{3}{4}$"
6. Vertical L-profile
7. Insulation
8. ACM panel system
9. A/V barrier
10. Exterior wall
11. ACM coping
12. Window sill

D - System depth
t - ACM panel system thickness

* Ventilation will vary based on insulation depth.
** Minimum ventilation requirement should be qualified by panel manufacturer.

Vertical joint

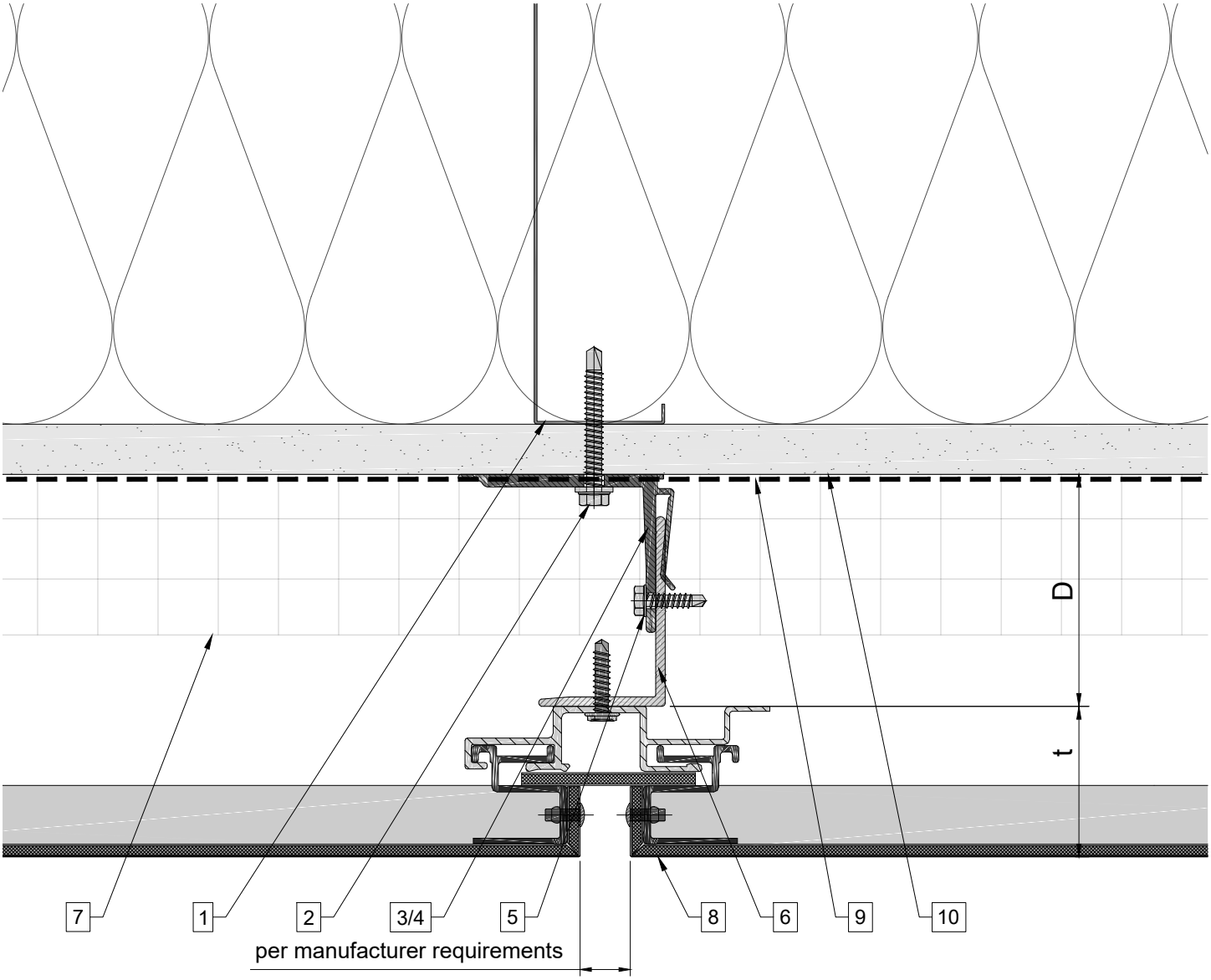

Legend	
1. Steel stud (16 GA typical) 2. Perimeter anchor 3. Alpha V wall bracket 4. Alpha V+ wall bracket 5. st/st self-drilling screw $\frac{3}{16}$"x$\frac{3}{4}$" 6. Vertical L-profile 7. Insulation 8. ACM panel system 9. A/V barrier 10. Exterior wall	11. ACM coping 12. Window sill D - System depth t - ACM panel system thickness * Ventilation will vary based on insulation depth. ** Minimum ventilation requirement should be qualified by panel manufacturer.

Horizontal joint

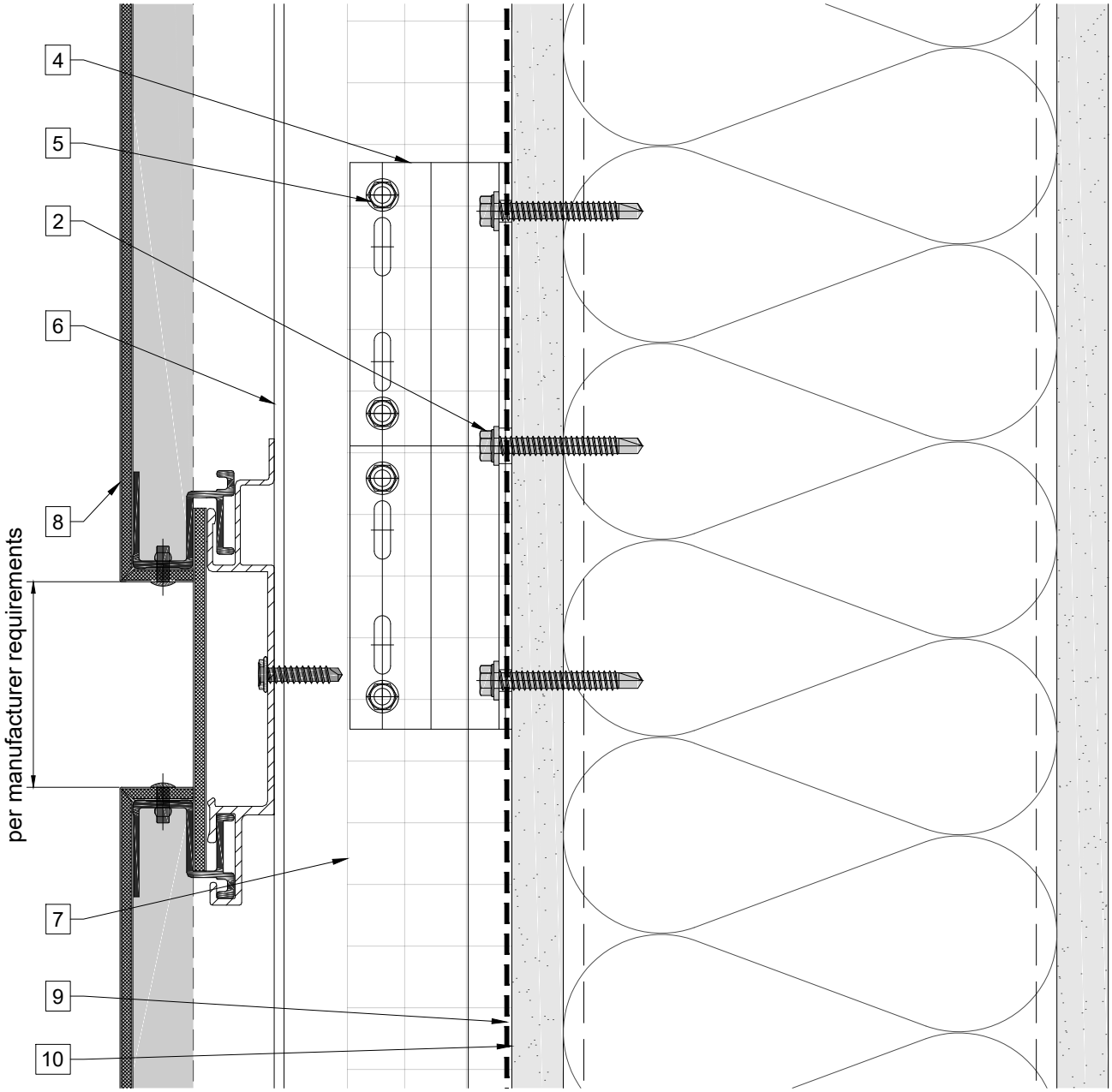

Legend	
1. Steel stud (16 GA typical) 2. Perimeter anchor 3. Alpha V wall bracket 4. Alpha V+ wall bracket 5. st/st self-drilling screw $\frac{3}{16}$"x$\frac{3}{4}$" 6. Vertical L-profile 7. Insulation 8. ACM panel system 9. A/V barrier 10. Exterior wall	11. ACM coping 12. Window sill D - System depth t - ACM panel system thickness * Ventilation will vary based on insulation depth. ** Minimum ventilation requirement should be qualified by panel manufacturer.

Outer corner

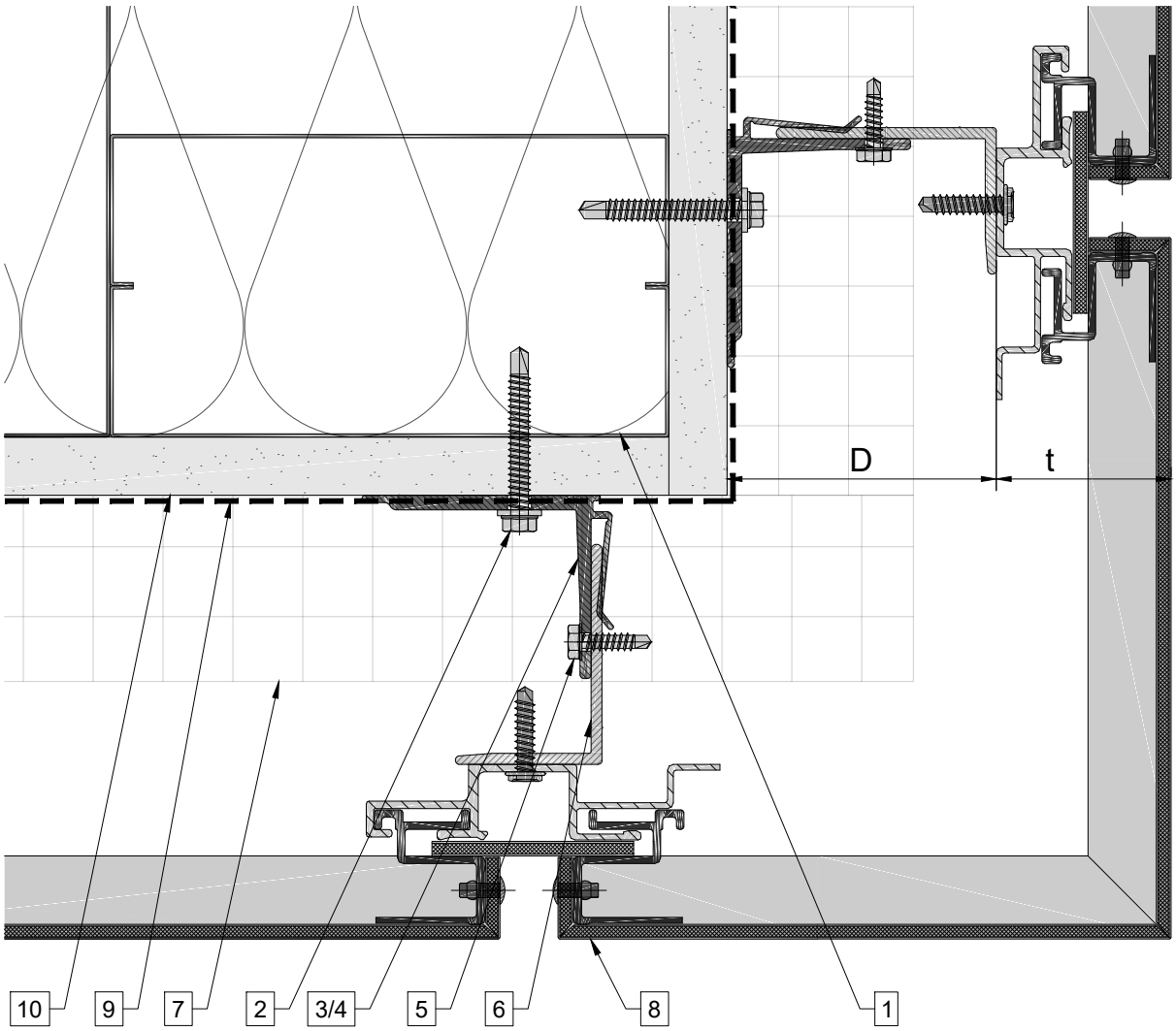

Legend	
1. Steel stud (16 GA typical) 2. Perimeter anchor 3. Alpha V wall bracket 4. Alpha V+ wall bracket 5. st/st self-drilling screw $\frac{3}{16}$"x$\frac{3}{4}$" 6. Vertical L-profile 7. Insulation 8. ACM panel system 9. A/V barrier 10. Exterior wall	11. ACM coping 12. Window sill D - System depth t - ACM panel system thickness * Ventilation will vary based on insulation depth. ** Minimum ventilation requirement should be qualified by panel manufacturer.

Inner corner

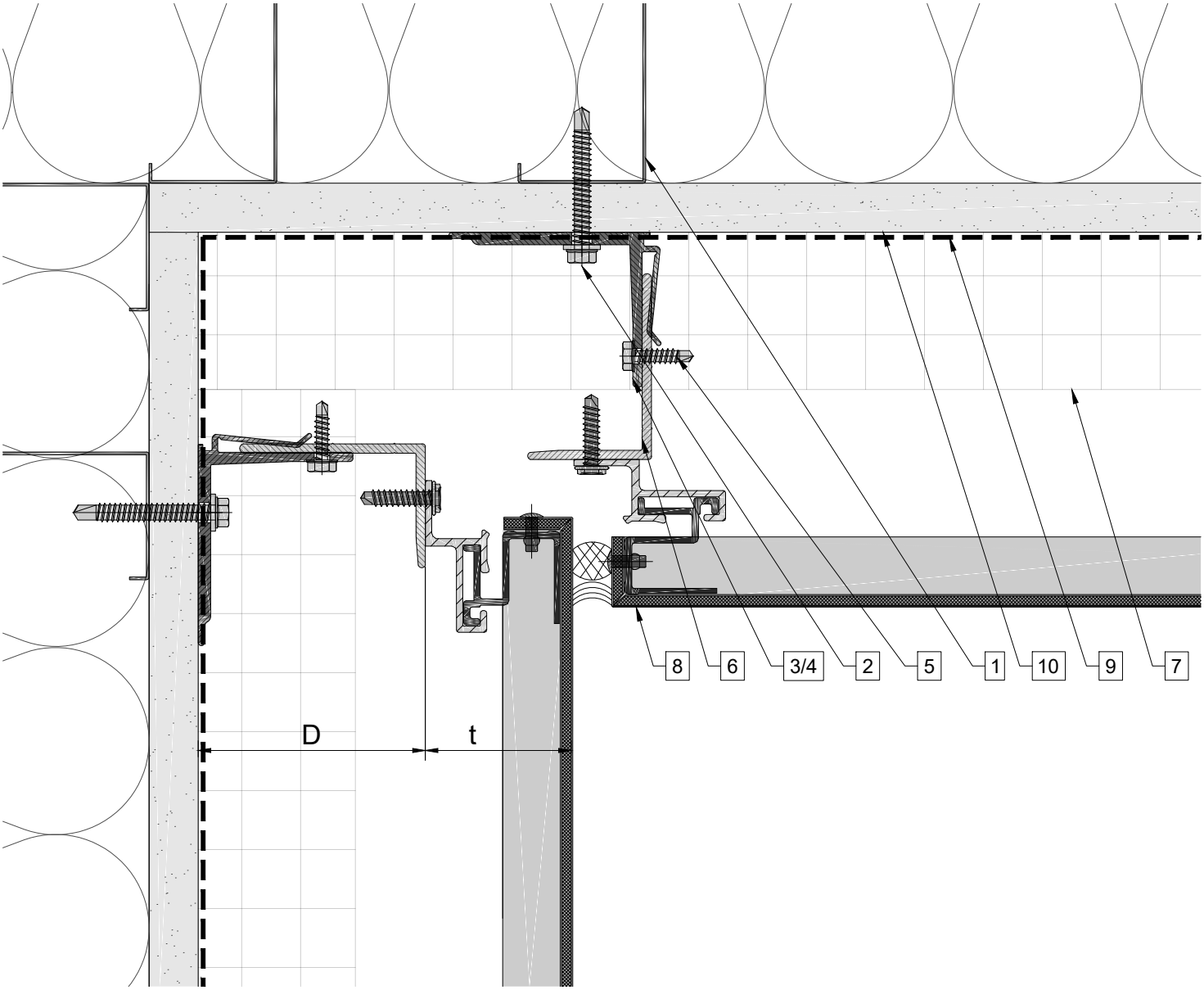

Legend

1. Steel stud (16 GA typical)
2. Perimeter anchor
3. Alpha V wall bracket
4. Alpha V+ wall bracket
5. st/st self-drilling screw $\frac{3}{16}$"x$\frac{3}{4}$"
6. Vertical L-profile
7. Insulation
8. ACM panel system
9. A/V barrier
10. Exterior wall
11. ACM coping
12. Window sill

D - System depth
t - ACM panel system thickness

* Ventilation will vary based on insulation depth.
** Minimum ventilation requirement should be qualified by panel manufacturer.

Window jamb

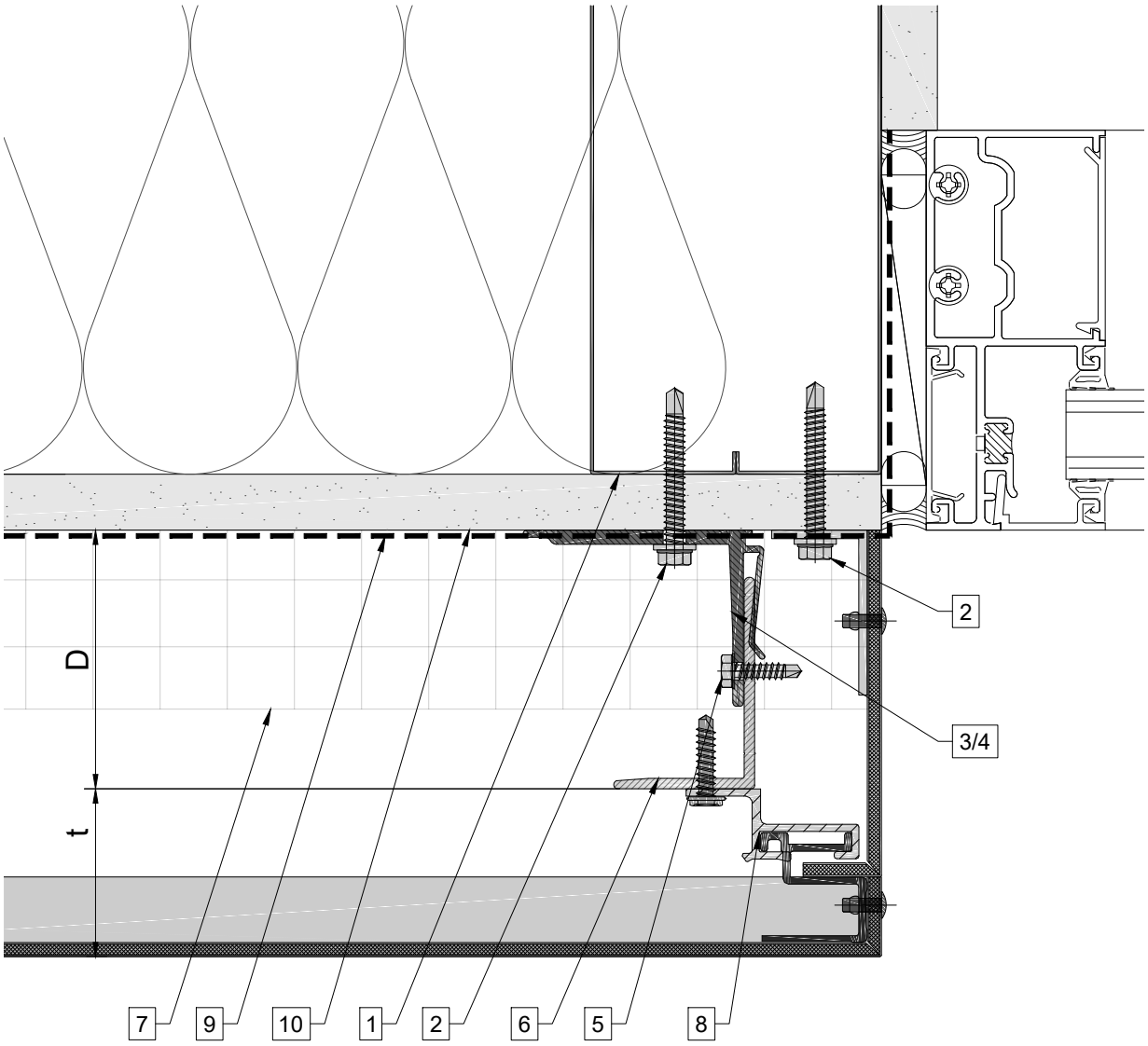

Legend	
1. Steel stud (16 GA typical) 2. Perimeter anchor 3. Alpha V wall bracket 4. Alpha V+ wall bracket 5. st/st self-drilling screw $\frac{3}{16}$"x$\frac{3}{4}$" 6. Vertical L-profile 7. Insulation 8. ACM panel system 9. A/V barrier 10. Exterior wall	11. ACM coping 12. Window sill D - System depth t - ACM panel system thickness * Ventilation will vary based on insulation depth. ** Minimum ventilation requirement should be qualified by panel manufacturer.

Window head

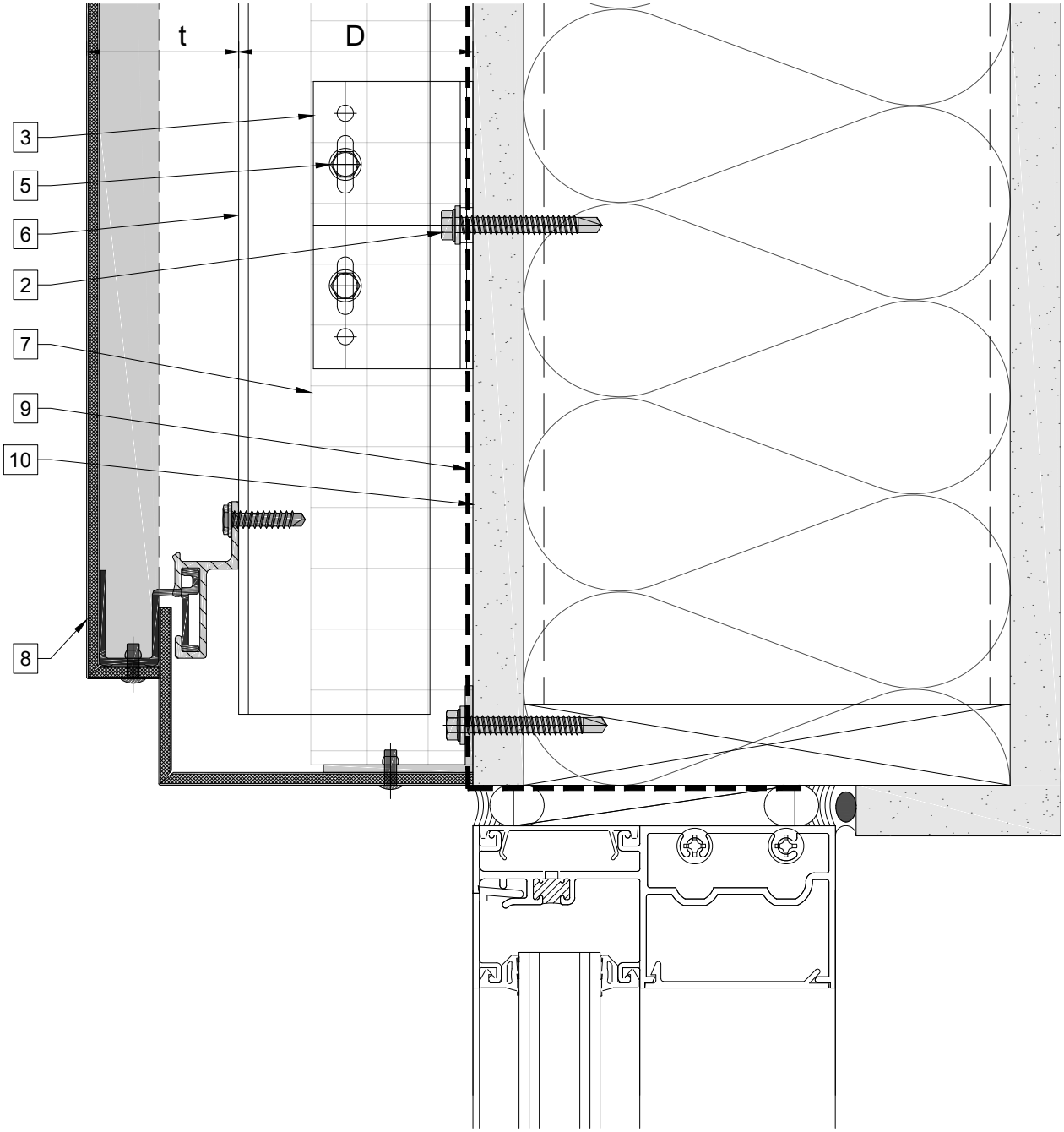

Legend	
1. Steel stud (16 GA typical) 2. Perimeter anchor 3. Alpha V wall bracket 4. Alpha V+ wall bracket 5. st/st self-drilling screw $\frac{3}{16}$"x$\frac{3}{4}$" 6. Vertical L-profile 7. Insulation 8. ACM panel system 9. A/V barrier 10. Exterior wall	11. ACM coping 12. Window sill D - System depth t - ACM panel system thickness * Ventilation will vary based on insulation depth. ** Minimum ventilation requirement should be qualified by panel manufacturer.

Window sill

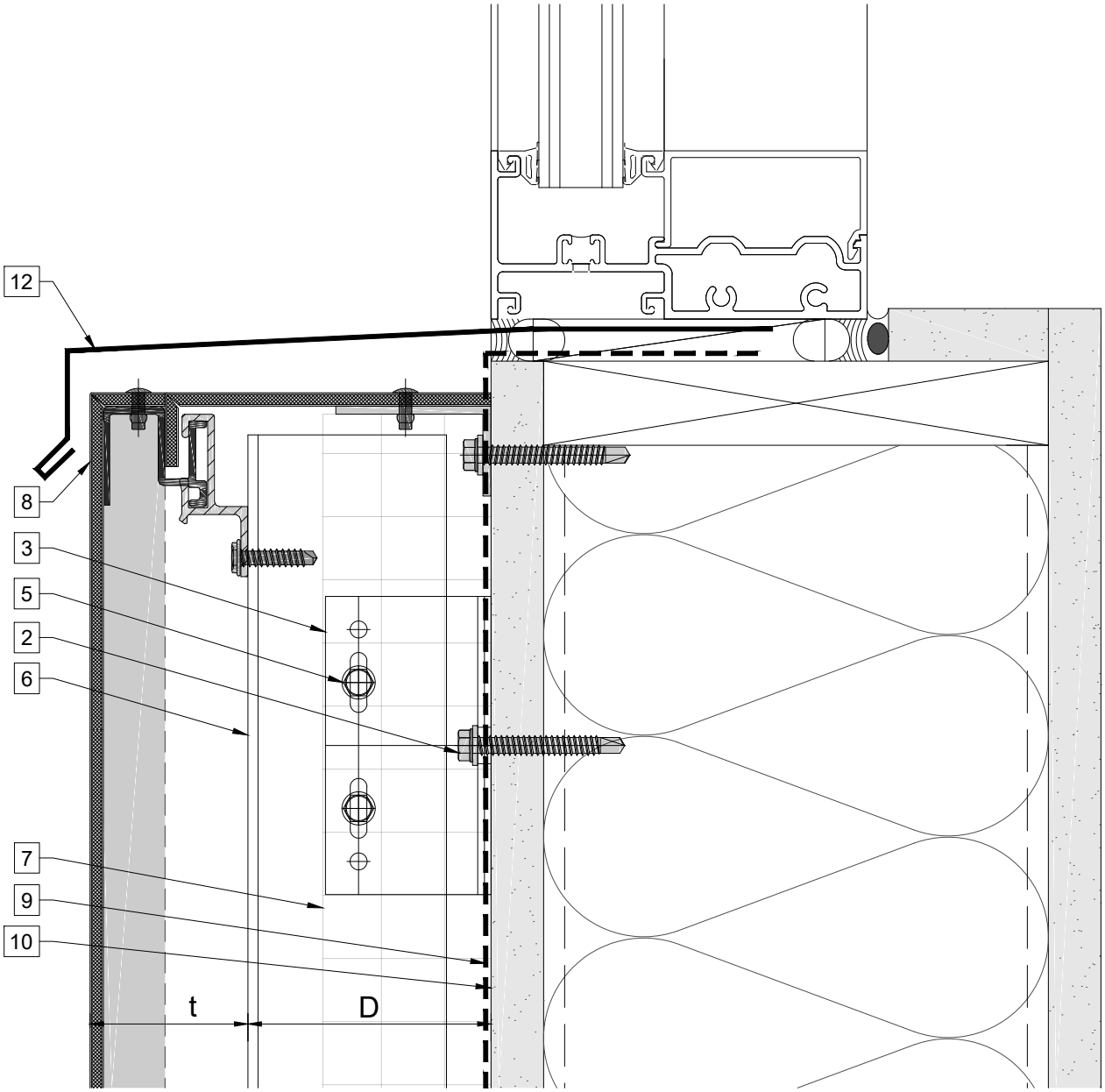

Legend	
1. Steel stud (16 GA typical) 2. Perimeter anchor 3. Alpha V wall bracket 4. Alpha V+ wall bracket 5. st/st self-drilling screw $\frac{3}{16}$"x$\frac{3}{4}$" 6. Vertical L-profile 7. Insulation 8. ACM panel system 9. A/V barrier 10. Exterior wall	11. ACM coping 12. Window sill D - System depth t - ACM panel system thickness * Ventilation will vary based on insulation depth. ** Minimum ventilation requirement should be qualified by panel manufacturer.

Coping detail

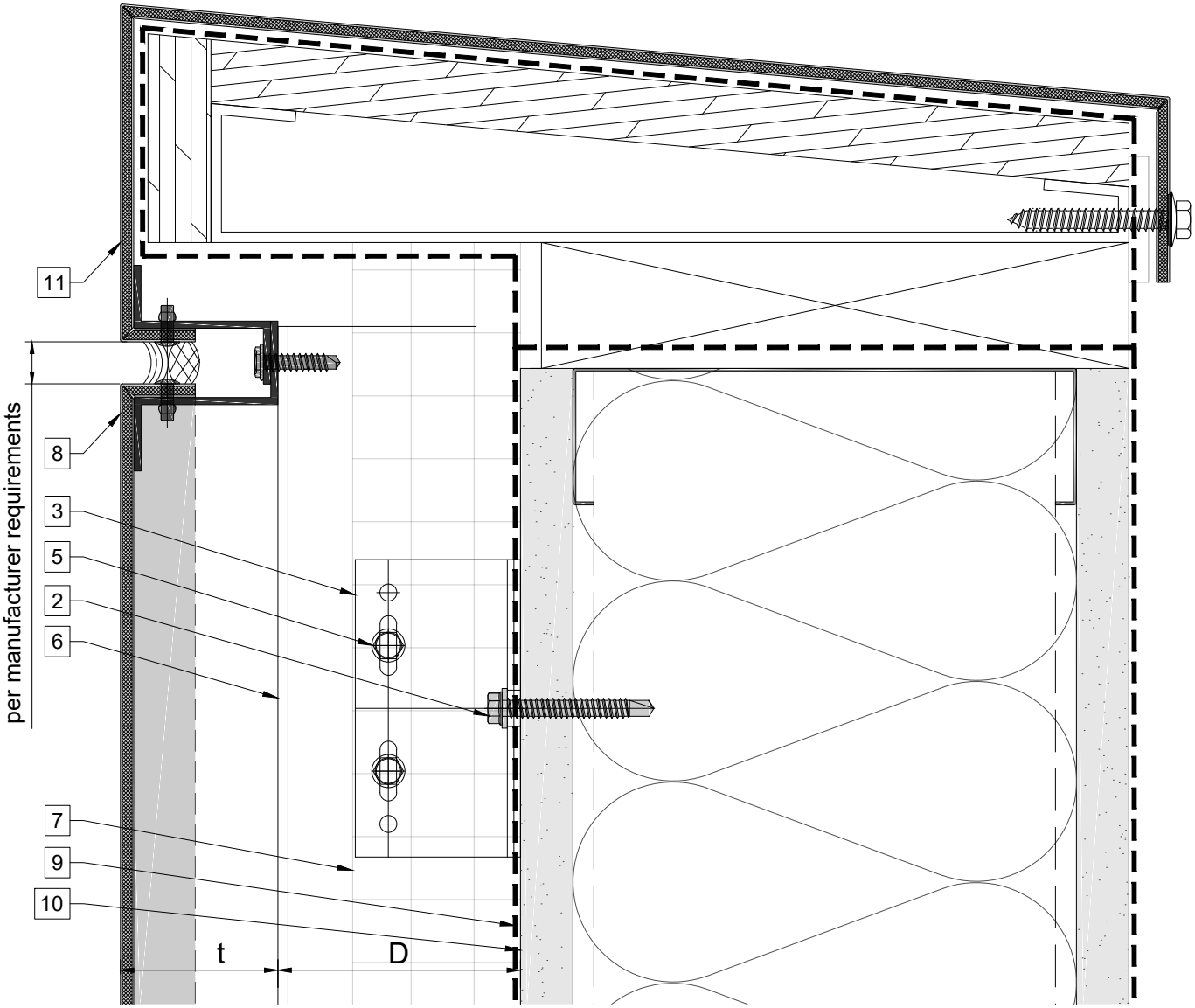

Legend	
1. Steel stud (16 GA typical) 2. Perimeter anchor 3. Alpha V wall bracket 4. Alpha V+ wall bracket 5. st/st self-drilling screw $\frac{3}{16}$"x$\frac{3}{4}$" 6. Vertical L-profile 7. Insulation 8. ACM panel system 9. A/V barrier 10. Exterior wall	11. ACM coping 12. Window sill D - System depth t - ACM panel system thickness * Ventilation will vary based on insulation depth. ** Minimum ventilation requirement should be qualified by panel manufacturer.

Base detail

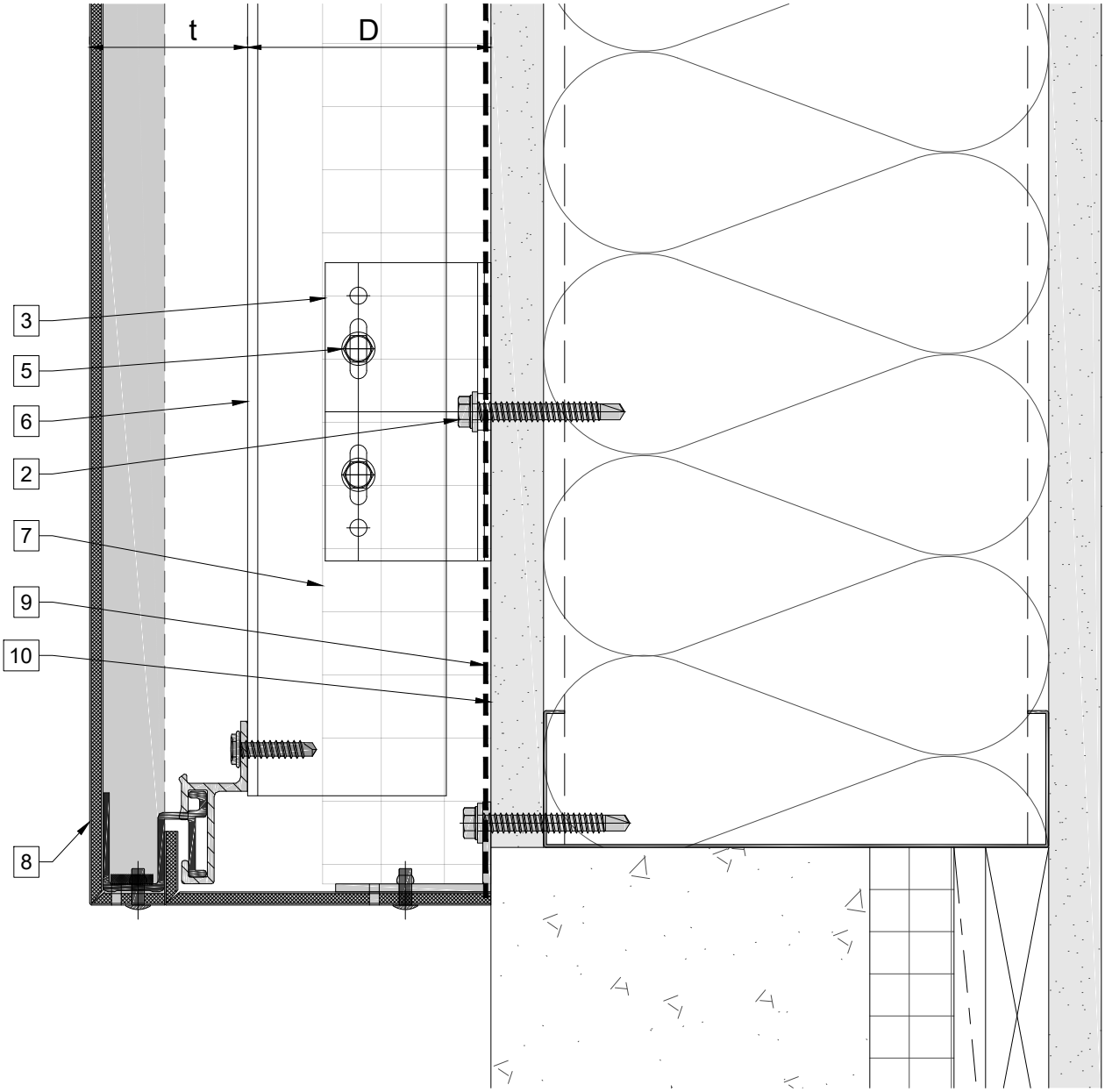

Legend	
1. Steel stud (16 GA typical) 2. Perimeter anchor 3. Alpha V wall bracket 4. Alpha V+ wall bracket 5. st/st self-drilling screw $\frac{3}{16}$"x$\frac{3}{4}$" 6. Vertical L-profile 7. Insulation 8. ACM panel system 9. A/V barrier 10. Exterior wall	11. ACM coping 12. Window sill D - System depth t - ACM panel system thickness * Ventilation will vary based on insulation depth. ** Minimum ventilation requirement should be qualified by panel manufacturer.